

G. M. KAPADIA & CO.
(REGISTERED)

CHARTERED ACCOUNTANTS

1007, RAHEJA CHAMBERS, 213, NARIMAN POINT, MUMBAI 400 021. INDIA

PHONE : (91-22) 6611 6611 FAX : (91-22) 6611 6600

INDEPENDENT AUDITOR'S REPORT

To the Members of Hathway Media Vision Private Limited

Report on the Standalone Financial Statements

Opinion

We have audited the accompanying standalone financial statements of **Hathway Media Vision Private Limited** ("the Company"), which comprise the Balance Sheet as at March 31, 2019, the Statement of Profit and Loss (including other comprehensive income), the Statement of Changes in Equity and the Statement of Cash Flows for the year then ended on that date and a summary of significant accounting policies and other explanatory information (hereinafter referred to as "the standalone financial statement").

In our opinion and to the best of our information and according to the explanations given to us, the aforesaid standalone financial statements give the information required by the Companies Act, 2013 ("the Act") in the manner so required and give a true and fair view in conformity with the Indian Accounting Standards prescribed under section 133 of the Act read with the Companies (Indian Accounting Standards) Rules, 2015, as amended, ("Ind AS") and other accounting principles generally accepted in India, of the state of affairs of the Company as at March 31, 2019 and its loss and total comprehensive loss, changes in equity and its cash flows for the year ended on that date.

Basis for Opinion

We conducted our audit of standalone financial statements in accordance with the Standards on Auditing (SAs) specified under section 143(10) of the Act, (SAs). Our responsibilities under those Standards are further described in the Auditor's Responsibilities for the Audit of the Standalone Financial Statements section of our report. We are independent of the Company in accordance with the Code of Ethics issued by the Institute of Chartered Accountants of India (ICAI) together with the ethical requirements that are relevant to our audit of the standalone financial statements under the provisions of the Act and the Rules thereunder, and we have fulfilled our other ethical responsibilities in accordance with these requirements and the ICAI's Code of Ethics. We believe that the audit evidence we have obtained is sufficient and appropriate to provide a basis for our opinion on the standalone financial statements.



Key Audit Matters

Key audit matters are those matters that, in our professional judgement, were of most significance in our audit of the standalone financial statements of the current period. These matters were addressed in the context of our audit of the standalone financial statements as a whole, and in forming our opinion thereon, and we do not provide a separate opinion on these matters.

We have determined that there are no key audit matters to communicate in our report.

Information Other than the Standalone Financial Statements and Auditor's Report Thereon

The Company's Board of Directors is responsible for the other information. The other information obtained at the date of this auditor's report is Board's report. Our opinion on the financial statements does not cover the other information and we do not express any form of assurance conclusion thereon.

In connection with our audit of the standalone financial statements, our responsibility is to read the other information and, in doing so, consider whether the other information is materially inconsistent with the standalone financial statements or our knowledge obtained in the audit, or otherwise appears to be materially misstated.

If, based on the work we have performed on the other information obtained prior to the date of this auditor's report, we conclude that there is a material misstatement of this other information, we are required to report that fact. We have nothing to report in this regard.

Management's responsibility for the Standalone Financial Statements

The Company's Board of Directors is responsible for the matters stated in section 134(5) of the Act with respect to the preparation of these standalone financial statements that give a true and fair view of the financial position, financial performance, total comprehensive income, changes in equity and cash flows of the Company in accordance with the Ind AS and other accounting principles generally accepted in India. This responsibility also includes maintenance of adequate accounting records in accordance with the provisions of the Act for safeguarding the assets of the Company and for preventing and detecting frauds and other irregularities; selection and application of appropriate accounting policies; making judgments and estimates that are reasonable and prudent; and design, implementation and maintenance of adequate internal financial controls, that were operating effectively for ensuring the accuracy and completeness of the accounting records, relevant to the preparation and presentation of the standalone financial statements that give



a true and fair view and are free from material misstatement, whether due to fraud or error.

In preparing the standalone financial statements, management is responsible for assessing the Company's ability to continue as a going concern, disclosing, as applicable, matters related to going concern and using the going concern basis of accounting unless management either intends to liquidate the Company or to cease operations, or has no realistic alternative but to do so.

The Board of Directors are also responsible for overseeing the Company's financial reporting process.

Auditor's Responsibilities for the Audit of the Standalone Financial Statements

Our objectives are to obtain reasonable assurance about whether the financial statements as a whole are free from material misstatement, whether due to fraud or error, and to issue an auditor's report that includes our opinion. Reasonable assurance is a high level of assurance, but is not a guarantee that an audit conducted in accordance with SAs will always detect a material misstatement when it exists. Misstatements can arise from fraud or error and are considered material if, individually or in the aggregate, they could reasonably be expected to influence the economic decisions of users taken on the basis of these financial statements.

As part of an audit in accordance with SAs, we exercise professional judgment and maintain professional skepticism throughout the audit. We also

- Identify and assess the risks of material misstatement of the standalone financial statements, whether due to fraud or error, design and perform audit procedures responsive to those risks, and obtain audit evidence that is sufficient and appropriate to provide a basis for our opinion. The risk of not detecting a material misstatement resulting from fraud is higher than for one resulting from error, as fraud may involve collusion, forgery, intentional omissions, misrepresentations, or the override of internal control.
- Obtain an understanding of internal financial control relevant to the audit in order to design audit procedures that are appropriate in the circumstances. Under section 143(3)(i) of the Act, we are also responsible for expressing our opinion on whether the company has adequate internal financial controls system in place and the operating effectiveness of such controls.
- Evaluate the appropriateness of accounting policies used and the reasonableness of accounting estimates and related disclosures made by management



- Conclude on the appropriateness of management’s use of the going concern basis of accounting and, based on the audit evidence obtained, whether a material uncertainty exists related to events or conditions that may cast significant doubt on the Company’s ability to continue as a going concern. If we conclude that a material uncertainty exists, we are required to draw attention in our auditor’s report to the related disclosures in the standalone financial statements or, if such disclosures are inadequate, to modify our opinion. Our conclusions are based on the audit evidence obtained up to the date of our auditor’s report. However, future events or conditions may cause the Company to cease to continue as a going concern.
- Evaluate the overall presentation, structure and content of the standalone financial statements, including the disclosures, and whether the financial statements represent the underlying transactions and events in a manner that achieves fair presentation.

We communicate with those charged with governance regarding, among other matters, the planned scope and timing of the audit and significant audit findings, including any significant deficiencies in internal control that we identify during our audit.

We also provide those charged with governance with a statement that we have complied with relevant ethical requirements regarding independence, and to communicate with them all relationships and other matters that may reasonably be thought to bear on our independence, and where applicable, related safeguards.

From the matters communicated with those charged with governance, we determine those matters that were of most significance in the audit of the standalone financial statements of the current period and are therefore the key audit matters. We describe these matters in our auditor’s report unless law or regulation precludes public disclosure about the matter or when, in extremely rare circumstances, we determine that a matter should not be communicated in our report because the adverse consequences of doing so would reasonably be expected to outweigh the public interest benefits of such communication.

Report on Other Legal and Regulatory Requirements

1. As required by the Companies (Auditor’s Report) Order, 2016 (“the Order”), , issued by the Central Government of India in terms of Section 143(11) of the Act, we give in the “Annexure A”, a statement on the matters specified in the paragraph 3 and 4 of the Order.



2. As required by Section 143 (3) of the Act, we report that:

- a) We have sought and obtained all the information and explanations which to the best of our knowledge and belief were necessary for the purposes of our audit;
- b) In our opinion proper books of account as required by law have been kept by the Company so far as it appears from our examination of those books;
- c) The Balance Sheet and the Statement of Profit and Loss including Other Comprehensive Income, Statement of Cash Flows and the Statement of Changes in Equity dealt with by this Report are in agreement with the books of account;
- d) In our opinion, the aforesaid standalone financial statements comply with the Accounting Standards specified under Section 133 of the Act, read with Rule 7 of the Companies (Accounts) Rules, 2014;
- e) On the basis of the written representations received from the directors as on March 31, 2019 taken on record by the Board of Directors, none of the directors is disqualified as on March 31, 2019 from being appointed as a director in terms of Section 164(2) of the Act;
- f) With respect to reporting on the adequacy of the internal financial controls with reference to financial statements of the Company and the operating effectiveness of such controls, the Ministry of Corporate Affairs vide notification no. G.S.R. 583(E) dated June 13, 2017 has exempted certain private companies from application of section 143(3) (i) of the Act and since the Company qualifies for such exemption, reporting under section 143(3) (i) of the Act is not applicable;
- g) Since the Company is a private limited company, the provisions of section 197 of the Act are not applicable. Accordingly, no reporting is required with respect to the other matters to be included in the Auditor's Report in accordance with the requirements of section 197(16) of the Act; and
- h) With respect to the other matters to be included in the Auditor's Report in accordance with Rule 11 of the Companies (Audit and Auditors) Rules, 2014, as amended, in our opinion and to the best of our information and according to the explanations given to us:
 - i. The Company does not have any pending litigations on its financial position in its standalone financial statements;



G. M. KAPADIA & CO.

- ii. The Company did not have any long-term contracts including derivative contracts for which there were any material foreseeable losses; and
- iii. There were no amounts, which were required to be transferred to the Investor Education and Protection Fund by the Company.

For G. M. Kapadia & Co.
Chartered Accountants

Firm's Registration No: 104767W



Atul Shah
Partner

Membership No: 039569

Mumbai
Dated: April 12, 2019

Annexure A – referred to in paragraph 1 under “Report on Other Legal and Regulatory Requirements” of our report of even date, to the members of the Company on the financial statements for the year ended March 31, 2019

- i. The Company does not hold any property, plant and equipment. Accordingly, the provisions of sub-clause (a), (b) and (c) of paragraph 3 of the order regarding maintenance of records, physical verification and title deeds of fixed assets are not applicable;
- ii. The Company’s nature of operations does not require it to hold inventories. Accordingly, paragraph 3(ii) of the Order regarding physical verification of inventories and maintenance of records is not applicable;
- iii. The Company has not granted any loans, secured or unsecured to companies, firms, Limited Liability Partnerships or other parties covered in the register maintained under section 189 of the Act. Accordingly, requirement of sub clause (a), (b) and (c) of clause (iii) of paragraph 3 of the Order are not applicable;
- iv. The company has not granted any loans or made any investment or provided any guarantees or security to the parties covered under section 185 and 186 of the Act. Accordingly, clause (iv) of paragraph 3 of the order is not applicable to the company;
- v. In our opinion and according to the information and explanations given to us, the Company has not accepted deposits from the public and therefore, the provisions contained in sections 73 to 76 or any other relevant provisions of the Act and Rules framed there under are not applicable to the Company. We have been informed that no order has been passed by Company Law Board or National Company Law Tribunal or Reserve Bank of India or any Court or any other Tribunal;
- vi. The Company is not engaged in production, processing, manufacturing or mining activities. Therefore, the provisions of clause (vi) of paragraph 3 of the Order relating to maintenance of cost records are not applicable;
- vii. (a) Based on the records produced before us, the Company is generally regular in depositing with appropriate authorities undisputed statutory dues such as Provident Fund, Employees’ State Insurance, Sales Tax, Income Tax, Service Tax, Custom Duty, Good and Service Tax, Value Added Tax, cess and other applicable statutory dues with the appropriate authorities. There are no amounts



in arrears as at March 31, 2019 which were due for more than six months from the date they became payable;

- (b) According to the information and explanations given to us, there are no outstanding disputed dues payable by the Company in case of income tax, sales tax, service tax, duty of customs, duty of excise, value added tax, cess and any other statutory dues as on March 31, 2019;
- viii. The Company has not taken any loans from Bank, Financial institutions, Government during the year. Further, the Company has not issued any debentures. Accordingly, clause (viii) of paragraph 3 of the Order is not applicable;
- ix. The Company has neither raised any money by way of Initial Public Offer or Further Public Offer (including debt instruments) nor taken any term loans during period under audit. Accordingly, provision of clause (ix) of paragraph 3 of the order is not applicable to the Company;
- x. During the course of our examination of the books and records of the Company carried out in accordance with generally accepted auditing practices in India and according to the information and explanations given to us, no fraud by the Company or on the Company by its officers or employees has been noticed or reported during the year;
- xi. According to the information and explanations given to us and based on our examination of the records of the Company, the Company has not paid/provided managerial remuneration. Accordingly, clause (xi) of paragraph 3 of the Order is not applicable;
- xii. The Company is not Nidhi Company. Accordingly, clause (xii) of paragraph 3 of the Order is not applicable;
- xiii. In respect of transactions with related parties, the Company has complied provisions of sections section 188 of the Act wherever applicable. Necessary disclosures relating to related party transactions have been made in the financial statements as required by the applicable accounting standard. Provisions of section 177 of the Act are not applicable to the Company;
- xiv. Based on the audit procedure performed and information and explanations given by the management, the Company has not made any preferential allotment or private placements of shares or partly convertible debentures during the year. Accordingly, paragraph 3 (xiv) of the Order are not applicable to the Company;



- xv. According to the information and explanations given to us and based on our examination of the records of the Company, the Company has not entered into non-cash transactions with directors or persons connected with him. Accordingly, clause (xv) of paragraph 3 of the Order is not applicable; and
- xvi. The Company is not required to be registered under section 45-IA of the Reserve Bank of India Act 1934 and accordingly, paragraph 3 (xvi) of the order is not applicable to the Company.

For G. M. Kapadia & Co.
Chartered Accountants

Firm's Registration No: 104767W



A handwritten signature in blue ink, appearing to read "Atul Shah".

Atul Shah
Partner

Membership No: 039569





Mumbai
Dated: April 12, 2019

HATHWAY MEDIA VISION PRIVATE LIMITED

CIN NO : U64204MH1995PTC086909

Balance Sheet as at March 31, 2019

(₹ in Lakhs unless otherwise stated)





| | Notes | As at | |
|--|-------|--|----------------|
| | | March 31, 2019 | March 31, 2018 |
| ASSETS | | | |
| Non-Current Assets | | | |
| Financial Assets | | | |
| Investments | 2.01 | 184.86 | 184.86 |
| Loans | 2.02 | 0.63 | 0.63 |
| Deferred Tax Assets (Net) | 2.03 | 99.55 | 99.55 |
| Other Non-Current Assets | 2.04 | 10.78 | 10.78 |
| Total Non-Current Assets | | 295.82 | 295.82 |
| Current Assets | | | |
| Financial Assets | | | |
| Investments | | | |
| Trade Receivables | 2.05 | 132.40 | 136.65 |
| Cash and Cash Equivalents | 2.06 | 28.81 | 29.32 |
| Current Tax Assets (Net) | 2.07 | 52.67 | 52.67 |
| Total Current Assets | | 213.88 | 218.64 |
| Total Assets | | 509.70 | 514.46 |
| EQUITY AND LIABILITIES | | | |
| Equity | | | |
| Equity Share Capital | 2.08 | 6.50 | 6.50 |
| Other Equity | 2.09 | (14.43) | (14.08) |
| Total Equity | | (7.93) | (7.58) |
| Non-Current Liabilities | | | |
| Financial Liabilities | | | |
| Borrowings | 2.10 | 209.00 | 208.99 |
| Total Non-Current Liabilities | | 209.00 | 208.99 |
| Current Liabilities | | | |
| Financial Liabilities | | | |
| Trade payables | | | |
| Total outstanding dues of : | | | |
| - Micro & small enterprises | | - | - |
| - Other | | 3.43 | 7.41 |
| Other Financial Liabilities | 2.11 | 305.20 | 305.48 |
| Other Current Liabilities | 2.12 | - | 0.17 |
| Total Current Liabilities | | 308.63 | 313.05 |
| | | 509.70 | 514.46 |
| Summary of Significant Accounting Policies | 1 | | |
| Refer accompanying notes. | | | |
| These notes are integral part of the financial statements. | | | |
| <p>As per our report of even date For G. M. KAPADIA & CO. Chartered Accountants Firm Registration No. 104767W</p>  <p>Atul Shah Partner Membership No. 039569</p>  | | <p>For and on behalf of the Board HATHWAY MEDIA VISION PRIVATE LIMITED</p>  <p>Rajesh Kumar Mittal Director DIN: 07957284</p>  <p>Armit Sharma Director DIN: 03526836</p> | |
| <p>Place : Mumbai Dated : April 12, 2019</p> | | <p>Place : Mumbai Dated : April 12, 2019</p> | |

HATHWAY MEDIA VISION PRIVATE LIMITED

CIN NO : U64204MH1995PTC086909

Statement of Profit & Loss for the year ended March 31, 2019

(₹ in Lakhs unless otherwise stated)

| | Notes | Year Ended | |
|---|-------|---|----------------|
| | | March 31, 2019 | March 31, 2018 |
| INCOME | | | |
| Other Income | 3.01 | - | 8.47 |
| | | - | 8.47 |
| EXPENDITURE | | | |
| Finance Cost | 3.02 | 0.01 | 0.01 |
| Other Expenses | 3.03 | 0.34 | 37.89 |
| | | 0.35 | 37.90 |
| Net Profit Before Exceptional Items | | (0.35) | (29.43) |
| Exceptional Items | | - | - |
| Net Profit / (Loss) before Tax | | (0.35) | (29.43) |
| Tax Expense | | - | - |
| Net Profit / (Loss) for the Year (A) | | (0.35) | (29.43) |
| Other Comprehensive Income / (Loss) for the year, net of Tax (B) | | - | - |
| Total Comprehensive Income / (Loss) for the year, net of Tax (A+B) | | (0.35) | (29.43) |
| Weighted Average Number of Shares | | 65,040 | 65,040 |
| Earning / (Loss) Per Share (In ₹) - Basic & Diluted | | (0.53) | (45.26) |
| Summary of Significant Accounting Policies Refer accompanying notes. These notes are integral part of the financial statements. | 1 | | |
| <p>As per our report of even date For G. M. KAPADIA & CO. Chartered Accountants Firm Registration No. 104767W</p>   <p>Atul Shah Partner Membership No. 039569</p> <p>Place : Mumbai Dated : April 12, 2019</p> | | <p>For and on behalf of the Board HATHWAY MEDIA VISION PRIVATE LIMITED</p>   <p>Rajesh Kumar Mittal Director DIN: 07957284</p> <p>Amrit Sharma Director DIN: 03526836</p> <p>Place : Mumbai Dated : April 12, 2019</p> | |

HATHWAY MEDIA VISION PRIVATE LIMITED

CIN NO : U64204MH1995PTC086909

Cash Flow Statement for the Year Ended March 31, 2019

(₹ in Lakhs unless otherwise stated)

| | Year ended | |
|--|----------------|----------------|
| | March 31, 2019 | March 31, 2018 |
| 1 CASH FLOW FROM OPERATING ACTIVITIES: | | |
| Net (Loss) before Tax | (0.35) | (29.43) |
| A Adjustment for : | | |
| Unwinding Interest Expense on Preference Share Capital | 0.01 | - |
| Operating Profit Before Working Capital | (0.34) | (29.43) |
| B Change in Operating Assets & Liabilities | | |
| (Increase) / Decrease in Trade Receivables | 4.25 | 27.41 |
| (Increase) / Decrease in Others Financial Assets | - | 10.57 |
| (Increase) / Decrease in Other Non Current Assets | - | 3.35 |
| (Increase) / Decrease in Other Current Assets | - | (0.40) |
| Increase / (Decrease) Trade Payables | (3.98) | - |
| Increase / (Decrease) in Borrowing | - | (2.38) |
| Increase / (Decrease) Other Financial Liabilities | (0.27) | 0.34 |
| Increase / (Decrease) Other Current Liabilities | (0.17) | (10.27) |
| Cash Generated from Operations | (0.51) | (0.80) |
| Taxes (Paid) /Refunds | - | - |
| Net Cash from / (used in) Operating Activities | (0.51) | (0.80) |
| 2 CASH FLOW FROM INVESTING ACTIVITIES: | - | - |
| 3 CASH FLOW FROM FINANCING ACTIVITIES: | - | - |
| Net Increase / (Decrease) in Cash & Cash Equivalents | (0.51) | (0.80) |
| Cash & Cash equivalents at the beginning of year | 29.32 | 30.12 |
| Cash & Cash equivalents at the end of year | 28.81 | 29.32 |
| Reconciliation of cash and cash equivalents as per Cash Flow Statement: | | |
| Bank Balance | 28.81 | 29.32 |
| Balance as per cash flow statement | 28.81 | 29.32 |

Note : Above statement has been prepared by using indirect method as per Ind AS - 7 on statement of cash flows.

As per our report of even date

For G. M. Kapadia & Co.

Chartered Accountants

Firm Registration No. 104767W



Atul Shah

Partner

Membership No. 039569


Place : Mumbai

Dated : April 12, 2019



For and on behalf of the Board

HATHWAY MEDIA VISION PRIVATE LIMITED



Rajesh Kumar Mittal

Director

DIN: 07957284

Place : Mumbai

Dated : April 12, 2019



Amrit Sharma

Director

DIN: 03526836

HATHWAY MEDIA VISION PRIVATE LIMITED

CIN NO : U64204MH1995PTC086909

STATEMENT OF CHANGES IN EQUITY

(₹ in Lakhs unless otherwise stated)

A. Equity Share Capital


Statement of changes in equity for the year ended March 31, 2019

| Equity share capital | Amount |
|---|--------|
| Balance as at April 01, 2017 | 6.50 |
| Changes in equity share capital during the year | - |
| Balance as at March 31, 2018 | 6.50 |
| Changes in equity share capital during the year | - |
| Balance as at March 31, 2019 | 6.50 |

B. Other Equity

| | Reserves and Surplus | | Total |
|------------------------------|----------------------|-------------------|---------|
| | Security Premium | Retained earnings | |
| Balance as at April 01, 2017 | 260.00 | (244.65) | 15.35 |
| Net Loss for the year | - | (29.43) | (29.43) |
| Balance as at March 31, 2018 | 260.00 | (274.08) | (14.08) |
| Net Loss for the year | - | (0.35) | (0.35) |
| Balance as at March 31, 2019 | 260.00 | (274.43) | (14.43) |


As per our report of even date
For G. M. KAPADIA & CO.
Chartered Accountants
Firm Registration No. 104767W


Atul Shah
Partner
Membership No. 039569

Place : Mumbai
Dated : April 12, 2019



For and on behalf of the Board
HATHWAY MEDIA VISION PRIVATE LIMITED


Rajesh Kumar Mittal
Director
DIN: 07957284

Place : Mumbai
Dated : April 12, 2019


Amrit Sharma
Director
DIN: 03526836

HATHWAY MEDIA VISION PRIVATE LIMITED

Significant accounting policies and notes on accounts

Background

Hathway Media Vision Private Limited ("the Company") was incorporated on March 28, 1995. The Company is a wholly owned subsidiary of Hathway Cable and Datacom Limited (HCDL). The main activities of the Company is Advertisement / Subscription Income. The Company's operations are mainly dependent on it holding company HCDL. HCDL has committed to provide the necessary level of financial support to the Company to enable it to operate.

Authorization of standalone financial statements

The standalone financial statements were authorized for issue in accordance with a resolution of the directors on April 12, 2019.

1.01 BASIS OF PREPARATION

(i) Compliance with Ind AS

The standalone financial statements comply in all material aspects with Indian Accounting Standards ("Ind AS") notified under Section 133 of the Companies Act, 2013 ("the Act"), and relevant rules issued thereunder. In accordance with proviso to the Rule 4A of the Companies (Accounts) Rules, 2014, the terms used in these financial statements are in accordance with the definitions and other requirements specified in the applicable Accounting standards.

(ii) Historical cost convention

The standalone financial statements have been prepared on a historical cost basis, except for certain financial assets and liabilities (including derivative instruments) is measured at fair value.

1.02 CURRENT VERSUS NON-CURRENT CLASSIFICATION

The Company presents assets and liabilities in the balance sheet based on current/ non-current classification. An asset as current when it is:

- a) Expected to be realised or intended to sold or consumed in normal operating cycle
- b) Held primarily for the purpose of trading
- c) Expected to be realised within twelve months after the reporting period, or
- d) Cash or cash equivalent unless restricted from being exchanged or used to settle a liability for at least twelve months after the reporting period

All other assets are classified as non-current.

A liability is current when:

- a) It is expected to be settled in normal operating cycle
- b) It is held primarily for the purpose of trading
- c) It is due to be settled within twelve months after the reporting period, or
- d) There is no unconditional right to defer the settlement of the liability for at least twelve months after the reporting period

The Company classifies all other liabilities as non-current.

Deferred tax assets and liabilities are classified as non-current assets and liabilities.

All assets and liabilities have been classified as current or non-current as per the Company's normal operating cycle. Based on the nature of operations, the Company has ascertained its operating cycle as 12 months for the purpose of current - non-current classification of assets and liabilities.

1.03 USE OF JUDGEMENTS, ESTIMATES & ASSUMPTIONS

While preparing standalone financial statements in conformity with Ind AS, the management makes certain estimates and assumptions that require subjective and complex judgments. These judgments affect the application of accounting policies and the reported amount of assets, liabilities, income and expenses, disclosure of contingent liabilities at the statement of financial position date and the reported amount of income and expenses for the reporting period. Financial reporting results rely on our estimate of the effect of certain matters that are inherently uncertain. Future events rarely develop exactly as forecast and the best estimates require adjustments, as actual results may differ from these estimates under different assumptions or conditions. The management continually evaluate these estimates and assumptions based on the most recently available information.

Revisions to accounting estimates are recognized in the period in which the estimates are revised and in any future periods affected. In particular, information about significant areas of estimation uncertainty and critical judgments in applying accounting policies that have the most significant effect on the amounts recognized in the standalone financial statements are as below:

- a) Provisions;
- b) Evaluation of recoverability of deferred tax assets.
- c) Financial instruments (Refer Note No. .4.05)

1.04 CASH AND CASH EQUIVALENTS

Cash and cash equivalents for the purposes of Cash Flow Statement comprise cash at bank, cash / cheques in hand, demand deposits with banks and other short-term investments with an original maturity of three months or less.

HATHWAY MEDIA VISION PRIVATE LIMITED

Significant accounting policies and notes on accounts

1.05 FINANCIAL INSTRUMENTS

Financial assets and financial liabilities are recognised when a Company becomes a party to the contractual provisions of the instruments.

Initial Recognition and Measurement – Financial Assets and Financial Liabilities

Financial assets and financial liabilities are initially measured at fair value. Transaction costs that are directly attributable to the acquisition or issue of financial assets and financial liabilities (other than financial assets and financial liabilities at fair value through profit or loss and ancillary costs related to borrowings) are added to or deducted from the fair value of the financial assets or financial liabilities, as appropriate, on initial recognition. Transaction costs directly attributable to the acquisition of financial assets or financial liabilities at fair value through profit or loss are recognised immediately in the Statement of Profit and Loss.

Classification and Subsequent Measurement: Financial Assets

The Company classifies financial assets as subsequently measured at amortised cost, fair value through other comprehensive income ("FVTOCI") or fair value through profit or loss ("FVTPL") on the basis of following:

- the entity's business model for managing the financial assets and
- the contractual cash flow characteristics of the financial asset.

Amortised Cost:

A financial asset is classified and measured at amortised cost if both of the following conditions are met:

- the financial asset is held within a business model whose objective is to hold financial assets in order to collect contractual cash flows and
- the contractual terms of the financial asset give rise on specified dates to cash flows that are solely payments of principal and interest on the principal amount outstanding.

FVTOCI:

A financial asset is classified and measured at FVTOCI if both of the following conditions are met:

- the financial asset is held within a business model whose objective is achieved by both collecting contractual cash flows and selling financial assets and
- the contractual terms of the financial asset give rise on specified dates to cash flows that are solely payments of principal and interest on the principal amount outstanding.

FVTPL:

A financial asset is classified and measured at FVTPL unless it is measured at amortised cost or at FVTOCI.

All recognised financial assets are subsequently measured in their entirety at either amortised cost or fair value, depending on the classification of the financial assets.

Impairment of Financial Assets

The Company assesses on a forward looking basis the expected credit losses associated with its assets carried at amortised cost. The impairment methodology applied depends on whether there has been a significant increase in credit risk.

Classification and Subsequent measurement: Financial Liabilities

The Company's financial liabilities include trade and other payables, loans and borrowings including bank overdrafts, financial guarantee contracts and derivative financial instruments.

Financial Liabilities at FVTPL:

Financial liabilities are classified as at FVTPL when the financial liability is held for trading or are designated upon initial recognition as FVTPL.

Gains or losses on financial liabilities held for trading are recognised in the Statement of Profit and Loss.

Other Financial Liabilities:

Other financial liabilities (including borrowings and trade and other payables) are subsequently measured at amortised cost using the effective interest method.

The effective interest method is a method of calculating the amortised cost of a financial liability and of allocating interest expense over the relevant period. The effective interest rate is the rate that exactly discounts estimated future cash payments (including all fees and points paid or received that form an integral part of the effective interest rate, transaction costs and other premiums or discounts) through the expected life of the financial liability, or (where appropriate) a shorter period, to the net carrying amount on initial recognition.

HATHWAY MEDIA VISION PRIVATE LIMITED

Significant accounting policies and notes on accounts

Derecognition of Financial Assets and Financial Liabilities:

The Company derecognises a financial asset when the contractual rights to the cash flows from the financial asset expire, or it transfers the rights to receive the contractual cash flows in a transaction in which substantially all of the risks and rewards of ownership of the financial asset are transferred. If the Company enters into transactions whereby it transfers assets recognised on its balance sheet, but retains either all or substantially all of the risks and rewards of the transferred assets, the transferred assets are not derecognised.

A financial liability is derecognised when the obligation under the liability is discharged or cancelled or expires.

Offsetting Financial Instruments:

Financial assets and liabilities are offset and the net amount is reported in the Balance Sheet where there is a legally enforceable right to offset the recognised amounts and there is an intention to settle on a net basis or realise the asset and settle the liability simultaneously. The legally enforceable right must not be contingent on future events and must be enforceable in the normal course of business and in the event of default, insolvency or bankruptcy of the Company or the counterparty.

1.06 PROVISIONS, CONTINGENT LIABILITIES AND CONTINGENT ASSETS

Provisions are recognised when the company has a present legal or constructive obligation as a result of past events, it is probable that an outflow of resources embodying economic benefits will be required to settle the obligation and the amount can be reliably estimated. Provisions are not recognised for future operating losses.

Provisions are measured at the present value of management's best estimate of the expenditure required to settle the present obligation at the end of the reporting period. The discount rate used to determine the present value is a current pre-tax rate. The increase in the provision due to the passage of time is recognised as interest expense.

Contingent liabilities are disclosed in the case of:

- a present obligation arising from the past events, when it is not probable that an outflow of resources will be required to settle the obligation;
 - a present obligation arising from the past events, when no reliable estimate is possible;
 - a possible obligation arising from past events, unless the probability of outflow of resources is remote.
- Contingent Assets is disclosed when inflow of economic benefits is probable.

1.07 REVENUE RECOGNITION

Income from Rendering of services

The Company derives revenues primarily from Cable TV business.

Effective April 1, 2018 the Company adopted Ind AS 115 "Revenue from Contracts with Customers" using the cumulative catch-up transition method, applied to contracts that were not completed as at April 1, 2018. In accordance with the cumulative catch-up transition method, the comparatives have not been retrospectively adjusted. The following is the summary of new and/ or revised significant accounting policies related to revenue recognition. Refer Note 1 "Significant Accounting Policies" in the Company's 2018 Financial Statements for the policies in effect for revenue prior to April 1, 2018. The effect on adoption of Ind AS 115 was insignificant.

Revenue is recognized upon transfer of control of promised services to customers in an amount that reflects the consideration the company expect to receive in exchange for those services.

To recognize revenues, the Company applies the following five step approach:

1. identify the contract with a customer;
2. identify the performance obligations in the contract;
3. determine the transaction price;
4. allocate the transaction price to the performance obligations in the contract; and
5. recognize revenues when a performance obligation is satisfied

Revenue is measured based on the consideration specified in a contract with a customer and excludes amounts collected on behalf of third parties.

A receivable is a right to consideration that is unconditional upon passage of time. Revenues in excess of billings is recorded as unbilled revenue and is classified as a financial asset for these cases as right to consideration is unconditional upon passage of time. while invoicing in excess of revenue are classified as contract liabilities (which we refer to as unearned revenue).

The company presents revenues net of indirect taxes in its statement of profit and loss.

HATHWAY MEDIA VISION PRIVATE LIMITED

Significant accounting policies and notes on accounts

1.08 TAXES ON INCOME

Current Tax:

Tax on income for the current period is determined on the basis on estimated taxable income and tax credits computed in accordance with the provisions of the relevant tax laws and based on the expected outcome of assessments / appeals.

Current income tax relating to items recognised directly in equity is recognised in equity and not in the statement of profit and loss.

Management periodically evaluates positions taken in the tax returns with respect to situations in which applicable tax regulations are subject to interpretation and establishes provisions where appropriate.

Deferred tax:

Deferred tax is provided using the balance sheet approach on temporary differences at the reporting date between the tax bases of assets and liabilities and their carrying amounts for financial reporting purposes at the reporting date.

Deferred tax assets are recognised for all deductible temporary differences, the carry forward of unused tax credits and any unused tax losses. Deferred tax assets are recognised to the extent that it is probable that taxable profit will be available against which the deductible temporary differences, and the carry forward of unused tax credits and unused tax losses can be utilised.

The carrying amount of deferred tax assets is reviewed at each reporting date and reduced to the extent that it is no longer probable that sufficient taxable profit will be available to allow all or part of the deferred tax asset to be utilised. Unrecognised deferred tax assets are reassessed at each reporting date and are recognised to the extent that it has become probable that future taxable profits will allow the deferred tax asset to be recovered.

Deferred tax assets and liabilities are measured at the tax rates that are expected to apply in the year when the asset is realised or the liability is settled, based on tax rates (and tax laws) that have been enacted or substantively enacted at the reporting date.

Deferred tax relating to items recognised outside the statement of profit and loss is recognised outside the statement of profit and loss. Deferred tax items are recognised in correlation to the underlying transaction either in other comprehensive income or directly in equity.

The break-up of the major components of the deferred tax assets and liabilities as at balance sheet date has been arrived at after setting off deferred tax assets and liabilities where the Company have a legally enforceable right to set-off assets against liabilities.

1.09 EARNINGS PER SHARE (EPS)

Basic earnings per share are calculated by dividing the net profit or loss for the period attributable to equity shareholders (after deducting preference dividends, if any, and attributable taxes) by the weighted average number of equity shares outstanding during the period.

For the purpose of calculating diluted earnings per share, the net profit or loss for the period attributable to equity shareholders and the weighted average number of shares outstanding during the period are adjusted for the effects of all dilutive potential equity shares.

1.10 ROUNDING OF AMOUNTS

All amounts disclosed in the standalone financial statements and notes have been rounded off to the nearest lakhs, except where otherwise indicated.



HATHWAY MEDIA VISION PRIVATE LIMITED

NOTES TO THE FINANCIAL STATEMENTS

(₹ in Lakhs unless otherwise stated)

| 2.01 INVESTMENTS | Non-Current | |
|---|----------------|----------------|
| | As at | As at |
| | March 31, 2019 | March 31, 2018 |
| Investments (Measured at cost) | | |
| Quoted | | |
| Investment in Equity Shares of Associate 21,60,000 (March 31, 2018: 21,60,000) Shares of Hathway Bhawani Cabletel & Datacom Ltd. Face value Rs. 10 per share. | 246.48 | 246.48 |
| Less: Impairment in value of investment | 61.62 | 61.62 |
| Total | 184.86 | 184.86 |
| Aggregate amount of quoted investments | 246.48 | 246.48 |
| Market Value of Quoted Investments | 83.59 | 58.75 |

| 2.02 LOANS | Non-Current | | Current | |
|---------------------------|----------------|----------------|----------------|----------------|
| | As at | As at | As at | As at |
| | March 31, 2019 | March 31, 2018 | March 31, 2019 | March 31, 2018 |
| Security Deposit | | | | |
| Considered good Unsecured | 0.63 | 0.63 | - | - |
| Total | 0.63 | 0.63 | - | - |

| 2.03 DEFERRED TAX ASSETS (NET) | Non-Current | |
|---|----------------|----------------|
| | As at | As at |
| | March 31, 2019 | March 31, 2018 |
| Deferred Tax Assets on : | | |
| On account of Leave Encashment Payable | 66.58 | 66.58 |
| On Account of Bonus | 11.35 | 11.35 |
| On account of Impairment of Receivables | 6.47 | 6.47 |
| On Account of Gratuity | 14.45 | 14.45 |
| On account of Property, Plant and Equipment | 0.70 | 0.70 |
| Total | 99.55 | 99.55 |

| 2.04 OTHER ASSETS | Non-Current | | Current | |
|---|----------------|----------------|----------------|----------------|
| | As at | As at | As at | As at |
| | March 31, 2019 | March 31, 2018 | March 31, 2019 | March 31, 2018 |
| CAPITAL ADVANCES | | | | |
| Unsecured, considered good unless stated | | | | |
| Otherwise | | | | |
| Network Acquisitions | | | | |
| Doubtful | 137.81 | 137.81 | - | - |
| Less: Allowance for Bad and Doubtful advances | 137.81 | 137.81 | - | - |
| | - | - | - | - |
| ADVANCES OTHER THAN CAPITAL ADVANCES | | | | |
| Unsecured, considered good | | | | |
| Other Advances | 10.78 | 10.78 | - | - |
| Total | 10.78 | 10.78 | - | - |



HATHWAY MEDIA VISION PRIVATE LIMITED**NOTES TO THE FINANCIAL STATEMENTS**

(₹ in Lakhs unless otherwise stated)

| 2.05 TRADE RECEIVABLES | Current | |
|--|----------------|----------------|
| | As at | As at |
| | March 31, 2019 | March 31, 2018 |
| Unsecured, considered good unless stated otherwise | | |
| Trade receivables - Unsecured | 154.67 | 158.92 |
| | 154.67 | 158.92 |
| Less : Provision for impairment | 22.27 | 22.27 |
| Total | 132.40 | 136.65 |

Note: Trade Receivable stated above include Rs. NIL debts due by Director either severally or jointly, officers and entities in which the directors are interested.

| 2.06 CASH AND CASH EQUIVALENT | Current | |
|------------------------------------|----------------|----------------|
| | As at | As at |
| | March 31, 2019 | March 31, 2018 |
| Cash & Cash Equivalents | | |
| Balances with banks: | | |
| In Current Accounts | 28.81 | 29.32 |
| Total | 28.81 | 29.32 |

| 2.07 CURRENT TAX ASSETS (NET) | Current | |
|---------------------------------------|----------------|----------------|
| | As at | As at |
| | March 31, 2019 | March 31, 2018 |
| Advance Income Tax (Net of Provision) | 52.67 | 52.67 |
| Total | 52.67 | 52.67 |



HATHWAY MEDIA VISION PRIVATE LIMITED
NOTES TO THE FINANCIAL STATEMENTS
(₹ in Lakhs unless otherwise stated)

| 2.08 SHARE CAPITAL | As at | |
|--|----------------|----------------|
| | March 31, 2019 | March 31, 2018 |
| SHARE CAPITAL | | |
| A) Authorised Capital 1,00,000 (March 31, 2018: 1,00,000) Equity Shares of Rs.10 each | 10.00 | 10.00 |
| | 10.00 | 10.00 |
| B) Issued, Subscribed and Paid up Capital 65,040 Equity Shares of Rs. 10 each fully paid up (March 31, 2018: 65,040 of Rs. 10 each) | 6.50 | 6.50 |
| Total | 6.50 | 6.50 |

C) Reconciliation of the number of shares outstanding as at the beginning and end of the reporting period:

| | As at | | As at | |
|---|----------------|-------------|----------------|-------------|
| | March 31, 2019 | | March 31, 2018 | |
| | Number | Amount | Number | Amount |
| Equity Shares of Rs. 10 each | | | | |
| Shares Outstanding at the Beginning of the year | 65,040 | 6.50 | 65,040 | 6.50 |
| Shares Outstanding at the End of the year | 65,040 | 6.50 | 65,040 | 6.50 |

D) Shares in respect of each class in the company held by its holding company or its ultimate holding company including shares held by subsidiaries or associates of holding company or the ultimate holding company in aggregate :

| | As at | | As at | |
|---|----------------|--------|----------------|--------|
| | March 31, 2019 | | March 31, 2018 | |
| | Number | Amount | Number | Amount |
| Equity Shares of Rs. 10 each | | | | |
| Hathway Cable and Datacom Limited - Holding Company | 65,040 | 6.50 | 65,040 | 6.50 |

E) The details of shareholder holding more than 5% shares in the Company:

| | As at | | As at | |
|---|--------------------|--------------|--------------------|--------------|
| | March 31, 2019 | | March 31, 2018 | |
| | No. of Shares Held | % of Holding | No. of Shares Held | % of Holding |
| Equity Shares of Rs. 10 each | | | | |
| Hathway Cable and Datacom Limited - Holding Company | 65,040 | 100% | 65,040 | 100% |

**F) Rights, Preference and restrictions attached to Shares;
Terms/ Rights attached to Equity Shares:**

The Company has only one class of equity shares having face value of Rs. 10 per share. Each holder of equity shares is entitled to one vote per fully paid share. In the event of liquidation of the Company, the holders of equity shares will be entitled to receive remaining assets of the Company, after distribution of all preferential amounts in proportion to the number of equity shares held by the shareholders.

| 2.09 Other equity | As at | |
|--------------------|----------------|----------------|
| | March 31, 2019 | March 31, 2018 |
| Retained earnings | (274.43) | (274.08) |
| Securities Premium | 260.00 | 260.00 |
| Total | (14.43) | (14.08) |

(a) Retained Earning :

Retained earnings are the losses that the Company has incurred till date.

(b) Securities Premium :

Securities premium reserve is used to record the premium on issue of shares. The reserve is utilised in accordance with the provisions of the Act.

HATHWAY MEDIA VISION PRIVATE LIMITED**NOTES TO THE FINANCIAL STATEMENTS**

(₹ in Lakhs unless otherwise stated)

| 2.10 BORROWINGS | Non Current | | Current | |
|--|----------------|----------------|----------------|----------------|
| | March 31, 2019 | March 31, 2018 | March 31, 2019 | March 31, 2018 |
| Unsecured | | | | |
| Loans from related parties | | | | |
| 2,000 Preference Share of Rs 10 Each (March 2018: 2,000 of 10 each) ** | 0.20 | 0.19 | - | - |
| Hathway Cable and Datacom Limited | 208.80 | 208.80 | - | - |
| Total | 209.00 | 208.99 | - | - |

**** Preference Shares**

2000 5% non-cumulative preference shares were allotted at Rs. 10/- each on 7th December, 2004 redeemable after 5 years and the same were extended for a period of 10 years from 6th December, 2009 vide Board Resolution dated 5th December, 2009.

| 2.11 OTHER FINANCIAL LIABILITIES | Current | |
|---|----------------|----------------|
| | March 31, 2019 | March 31, 2018 |
| Other Financial Liabilities (Refer Note 4.07) | 305.20 | 305.48 |
| Total | 305.20 | 305.48 |

| 2.12 OTHER LIABILITIES | Current | |
|------------------------|----------------|----------------|
| | March 31, 2019 | March 31, 2018 |
| Statutory Payables | - | 0.04 |
| Other Liabilities | - | 0.13 |
| | - | 0.17 |

HATHWAY MEDIA VISION PRIVATE LIMITED**NOTES TO THE FINANCIAL STATEMENTS**

(₹ in Lakhs unless otherwise stated)

| 3.01 OTHER INCOME | Year Ended | |
|-----------------------------|----------------|----------------|
| | March 31, 2019 | March 31, 2018 |
| Miscellaneous Income | - | 4.52 |
| Sundry Balance written back | - | 3.94 |
| Total | - | 8.47 |

| 3.02 FINANCE COST | Year Ended | |
|--|----------------|----------------|
| | March 31, 2019 | March 31, 2018 |
| Unwinding Interest Expense on Preference Share Capital | 0.01 | 0.01 |
| Total | 0.01 | 0.01 |

| 3.03 OTHER EXPENSES | Year Ended | |
|---|----------------|----------------|
| | March 31, 2019 | March 31, 2018 |
| Legal and Professional Charges | 0.06 | 0.44 |
| Miscellaneous Expenses | - | 0.03 |
| Sundry Balance Written off (net) | - | 33.75 |
| Sundry Advance Written off | - | 3.35 |
| Bank Charges | 0.04 | 0.09 |
| Interest on Taxes | 0.00 | - |
| Auditor's Remuneration - Statutory Audit Fees | 0.24 | 0.23 |
| Total | 0.34 | 37.89 |



HATHWAY MEDIA VISION PRIVATE LIMITED
NOTES FORMING PART OF ACCOUNTS FOR THE YEAR ENDED MARCH 31, 2019

(₹ in Lakhs unless otherwise stated)

4.01 There are no contingent liabilities, commitments or claims against the company acknowledged as debts.

4.02 SEGMENTAL REPORTING

As the company's business activity falls within a single business segment in terms of Ind AS 108 on "Operating Segments" and the revenue substantially being from the domestic market, the financial statement are reflective of the information required by Ind AS 108

4.03 RELATED PARTY DISCLOSURE

A. Enterprise having control over the company :

Hathway Cable and Datacom Limited - Holding Company

B. Entities under the Significant influence of Directors \ Shareholders

Hathway Mysore Cable Network Private Limited

Hathway Software Developers Private Limited

Hathway VCN Cablenet Private Limited

UTN Cable Communications Private Limited

Binary Technology Transfers Private Limited

Hathway Bhawani Cabletel & Datacom Limited

| Particulars | Enterprise having control over the entity | Under the Significant control \ influence of Directors \ Shareholders | Enterprise having control over the entity | Under the Significant control \ influence of Directors \ Shareholders |
|---|---|---|---|---|
| | F.Y. 2018-19 | | F.Y. 2017-18 | |
| EXPENSES | | | | |
| Reimbursement of Expenses | | | | |
| Hathway Cable and Datacom Limited | 0.05 | - | - | - |
| Trade Receivable written off | | | | |
| Hathway Software Developers Private Limited | - | - | - | 27.41 |
| | As at March 31, 2019 | | As at March 31, 2018 | |
| CLOSING BALANCE | | | | |
| Long Term Borrowings | | | | |
| Hathway Cable and Datacom Limited | 208.80 | - | 208.80 | - |
| Trade Receivables | | | | |
| Hathway Cable and Datacom Limited | 45.20 | - | 45.20 | - |
| Hathway Mysore Cable Network Private Limited | - | 38.87 | - | 38.87 |
| Hathway Software Developers Private Limited | - | 1.47 | - | 1.47 |
| Hathway VCN Cablenet Private Limited | - | 32.21 | - | 32.21 |
| UTN Cable Communications Private Limited | - | 34.97 | - | 39.22 |
| Sundry Advances | | | | |
| Binary Technology Transfers Private Limited | - | 0.30 | - | 0.30 |
| Investment | | | | |
| Hathway Bhawani Cabletel & Datacom Limited | - | 246.48 | - | 246.48 |
| Provision for Diminution in value of investments | | | | |
| Hathway Bhawani Cabletel & Datacom Limited | - | 61.62 | - | 61.62 |

HATHWAY MEDIA VISION PRIVATE LIMITED
NOTES FORMING PART OF ACCOUNTS FOR THE YEAR ENDED MARCH 31, 2019

(₹ in Lakhs unless otherwise stated)

4.04 Capital Management

The Company's net worth has been eroded and has no ongoing business activities. The Company is wholly owned subsidiary of Hathway Cable and Datacom Limited. At present, the Company is not in the need of fresh capital as it has no significant liabilities except repayment of loan extended by the holding company. The holding company is committed to provide financial support to the Company as may be required to carry on as a going concern.

The details of outstanding capital and payables to holding company on account of loan is as under:

The details of outstanding capital and payables to holding company on account of loan is as under:

| Particulars | As at | |
|--------------|----------------|----------------|
| | March 31, 2019 | March 31, 2018 |
| Equity | 6.50 | 6.50 |
| Loans taken | 209.00 | 208.99 |
| Total | 215.50 | 215.49 |

4.05 Financial Instruments : Accounting classifications, Fair value measurements, Financial Risk management

(i) Methods and assumptions used

- The fair values of the financial assets and liabilities are included at the amount at which the instrument could be exchanged in a current transaction between willing parties, other than in a forced or liquidation sale.
- The carrying amounts of trade receivables, cash and cash equivalents, trade payables, are considered to be the same as their fair values, due to their short-term nature.
- The fair value of long term security deposits given were calculated based on cash flows discounted using a current lending rate. They are classified as level 3 fair values in the fair value hierarchy due to the inclusion of unobservable inputs.
- The fair value of non current borrowings taken are based on discounted cash flows using a current borrowing rate. They are classified as level 3 fair values in the fair value hierarchy due to the use of unobservable inputs.

(ii) Categories of financial instruments and fair value hierarchy

The Company uses the following hierarchy for determining and disclosing the fair value of financial instruments by valuation technique:

Level 1: unadjusted quoted prices in active markets for identical assets or liabilities.

Level 2: inputs other than quoted price included within Level 1 that are observable for the asset or liability, either directly (i.e. as prices) or indirectly (i.e. derived from prices)

Level 3: unobservable inputs from assets and liability

| Particulars | March 31, 2019 | | March 31, 2018 | |
|------------------------------|-----------------|------------|-----------------|------------|
| | Carrying values | Fair value | Carrying values | Fair value |
| Financial assets | | | | |
| Measured at amortised cost | | | | |
| Trade receivables | 132.40 | 132.40 | 136.65 | 136.65 |
| Loans | 0.63 | 0.63 | 0.63 | 0.63 |
| Cash and cash equivalents | 28.81 | 28.81 | 29.32 | 29.32 |
| Financial liabilities | | | | |
| Measured at amortised cost | | | | |
| Long term Borrowings | 209.00 | 209.00 | 208.99 | 208.99 |
| Trade payables | 3.43 | 3.43 | 7.41 | 7.41 |
| Other financial liabilities | 305.20 | 305.20 | 305.48 | 305.48 |

(iii) Financial Risk Management

The Company is not exposed to market risk and has insignificant liquidity and credit risk as explained below. The company's risk management is carried out under policies approved by board of directors.

Credit Risk Management

Credit risk arises from the possibility that counter party will cause financial loss to the company by failing to discharge its obligation as agreed. To manage this, the Company periodically assesses the financial reliability of customers, taking into account the financial condition, current economic trends, and analysis of historical bad debts and ageing of accounts receivable. Individual risk limits are set accordingly.

| | As at | |
|---|----------------|----------------|
| | March 31, 2019 | March 31, 2018 |
| Financial assets for which loss allowance is measured using Life time Expected Credit Losses (ECL) | | |
| Trade receivables | 154.67 | 158.92 |
| Movement in the expected credit loss allowance | | |
| | | |
| Balance at beginning of the year | 22.27 | 22.27 |
| Balance at end of the year | 22.27 | 22.27 |

The concentration of credit risk is limited due to the fact that the customer base is large and unrelated.

HATHWAY MEDIA VISION PRIVATE LIMITED
NOTES FORMING PART OF ACCOUNTS FOR THE YEAR ENDED MARCH 31, 2019
(₹ in Lakhs unless otherwise stated)

Liquidity risk

Liquidity risk is defined as the risk that the company will encounter difficulty in meeting obligations associated with financial liabilities that are settled by delivering cash or another financial asset.

Management monitors rolling forecasts of the entity's liquidity position and cash and cash equivalents on the basis of expected cash flows.

Financing arrangements

The Holding Company has committed to provide necessary financial support.

Maturities of financial liabilities

The table below provides details regarding the remaining contractual maturities of financial liabilities at the reporting date based on contractual undiscounted payments.

| As at March 31, 2019 | less than 1 year | 1 to 5 year | Total |
|-----------------------------|------------------|---------------|---------------|
| Non-Derivatives | | | |
| Trade payables | 3.43 | - | 3.43 |
| Long term borrowings | - | 209.00 | 209.00 |
| Other financial liabilities | 305.20 | - | 305.20 |
| Total | 308.63 | 209.00 | 517.63 |

| As at March 31, 2018 | less than 1 year | 1 to 5 year | Total |
|-----------------------------|------------------|---------------|---------------|
| Non-Derivatives | | | |
| Trade payables | 7.41 | - | 7.41 |
| Long term borrowings | - | 208.99 | 208.99 |
| Other financial liabilities | 305.48 | - | 305.48 |
| Total | 312.89 | 208.99 | 521.88 |


4.06 Expiry schedule of deferred tax assets not recognised is as under :

| Particulars | 2019-20 | 2020-21 | 2021-22 | 2022-23 | 2023-24 | Beyond 5 years | Indefinite |
|---------------------|---------|---------|---------|---------|---------|----------------|------------|
| Tax Losses : | | | | | | | |
| Business losses | - | - | - | - | - | 6.95 | - |

4.07 Employees of the Company were transferred to certain companies based on understanding that the retirement benefits of such employees, to the extent it pertains to the period of service with the Company, shall be reimbursed by the Company to the new employer as and when the same is due for payment. Other financial liabilities represent estimated liability on account of the same.

4.08 Previous year's figures have been reclassified/regrouped, wherever necessary.

As per our report of even date
For G. M. KAPADIA & CO.
Chartered Accountants
Firm Registration No. 104767W


Atul Shah
Partner
Membership No. 039569


Place : Mumbai
Dated : April 12, 2019



For and on behalf of the Board
HATHWAY MEDIA VISION PRIVATE LIMITED


Rajesh Kumar Mittal
Director
DIN: 07957284

Place : Mumbai
Dated : April 12, 2019


Amrit Sharma
Director
DIN: 03526836